

Tritlington First School



Class Two – Years Two, Three and Four (Mrs Stephenson) Continuity of Education - Learning at home

We will continue to send updated messages via e-mail and social media so please check regularly. Further information can also be found on our school website. **The yellow banner on the front page will show any important announcements.** Please ensure the school has your current e-mail address and mobile telephone number. You can contact the school by e-mail on: admin@tritlington.northumberland.sch.uk

We will be providing a range of learning activities for the children in every class, while the school is closed. The document below details how to access these activities.

School 360 online platform

To ensure the teachers can send out regular information, we will be using this online platform for home/school contact. We will be using this as a means of setting work and tasks for pupils. Children in Years Two, Three and Four will all have access – see information below.

You access the online platform here: <https://school360.co.uk>


Pupils in Years Two, Three and Four will sign in here.




Your child's login has been sent home separately - a hard copy if your child was in school on Wednesday 18th, or by e-mail.

The pupil page looks like this:

Messages from your teacher will appear here! Class Codes needed to login to Google Classroom will be shared here!



Step 1



Step 1: log into your School360 account.

When you are on the homepage, click 'Classroom' in the top right corner.

Step 2



Verify it's you

 your.name@school360.co.uk

We would like to confirm the referenced account is yours.
If you recognize this account, please press continue.

[I don't recognize this account](#)

Continue

Step 2: verify your account.

Check that the name is correct and click 'Continue'.

Step 3



Welcome

Welcome to your new account

Welcome to your new account: undefined. Your account is compatible with many **Google services** (<https://support.google.com/a/answer/181865>), but your school360.co.uk administrator decides which services you may access using your account. For tips about using your new account, visit the Google **Help Center** (<https://support.google.com/a/users/answer/161937>).

When you use Google services, your domain administrator will have access to your undefined account information, including any data you store with this account in Google services. You can learn more here (<https://support.google.com/a/users/answer/161937>).

Step 3: scroll to the bottom of the welcome page and click 'Accept'.

Get that you understand this undefined account works and **Google Service** (<https://support.google.com/a/users/answer/161937>) and the **Google Privacy Policy** (<https://support.google.com/a/users/answer/161937>).

Accept

Step 4



Google Classroom

Classroom helps classes communicate, save time, and stay organized.
[Learn more](#)

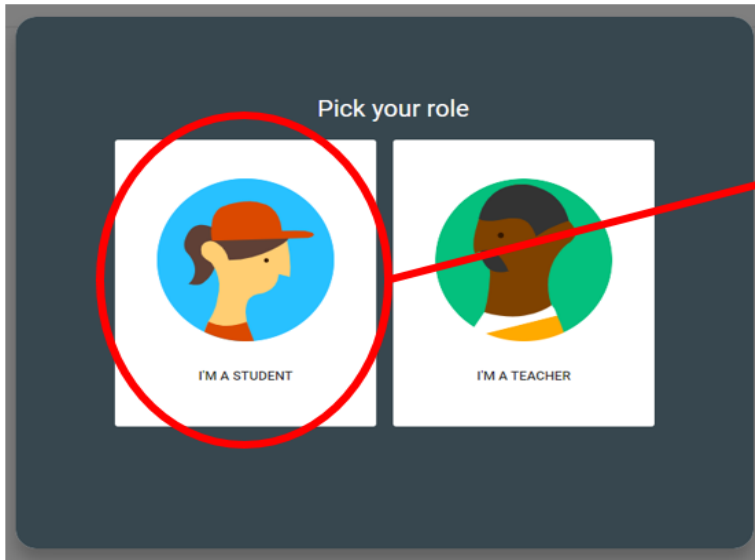
 Your NAME
your.name@school360.co.uk

CONTINUE

Step 4: double check your name is correct, then click 'Continue'.

By joining, you agree to share contact information with people in your class. [Learn more](#)

Step 5



Step 5: select 'I'm a student'

Step 6

Google Classroom



Create or join your first class!

Step 6: click the + symbol in the top right corner and choose 'join a class'

Step 7

Join class

Ask your teacher for the class code, then enter it here.

Class code

Cancel Join

Step 7: type in the 'Class Code' your teacher has shared with you and click 'Join'.

Step 8

Heron (Year 3)
Stream **Classwork** People

View your work
Google Calendar Class Drive folder

All topics

Spelling

Handwriting

Maths

C

Step 8: click 'Classwork' and you will be able to access any resources your teacher has uploaded!

Keeping active!

To keep everyone active, IMoves have offered a free login to some 'Active Blast' resources. These resources are super easy to use - no login is required and no password. Simply use the link below:

<http://theimovement.com/>

Use these videos for some daily activity. Let's keep our children happy, healthy and active throughout the weeks and months ahead.

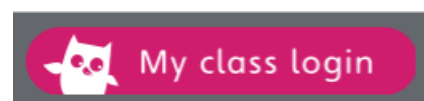
Reading at home

Regular reading is very important. Encourage your child to re-read familiar books for fluency and practise phonics and tricky words daily.



We have set up a subscription to Oxford Owl where you can also access some e-books. You can access them via this website:

<https://www.oxfordowl.co.uk/> Then click on this icon:



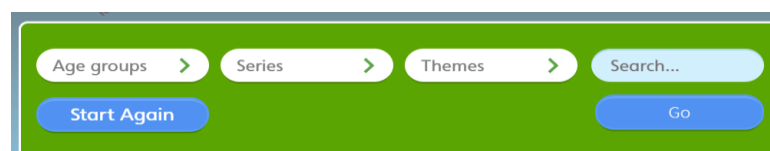

Enter the class username: **Tritlington Class 2** and password: **Bear123**

You will then enter a page with these tabs

Select e Books --- My bookshelf icon

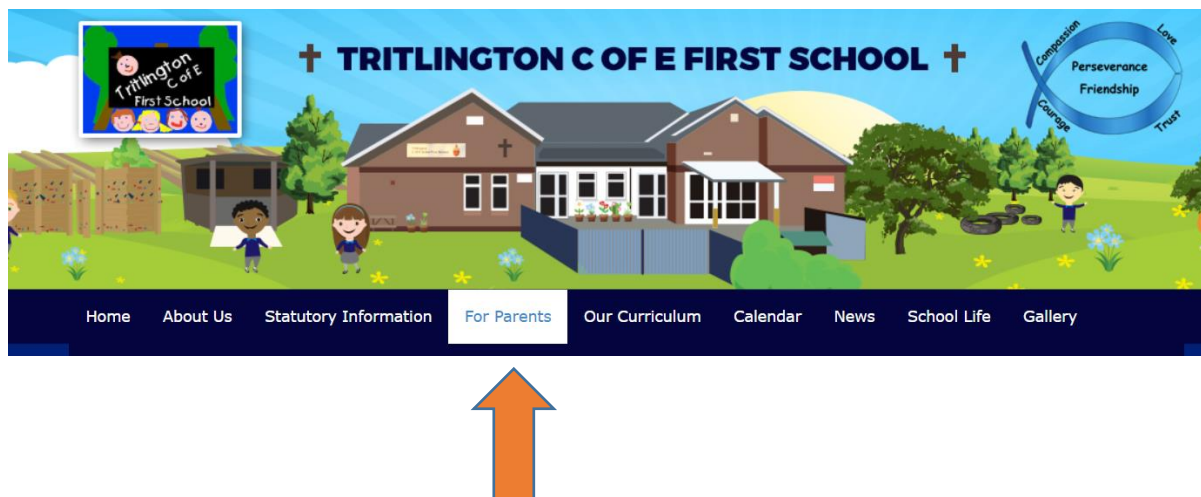
Then you can filter and search by your child's age, reading series or theme.

There is a parental guide on the home page to support you.



School Website

Check the 'For Parents' page on our website. Over the coming days we will add a 'Learning at Home' Tab. Teachers will add useful links and tips to support learning at home.



If you need to contact the school, you can e-mail us at:

admin@tritlington.northumberland.sch.uk

If you have a question about learning at home, parents/carers can e-mail Mrs Stephenson directly, during normal school hours, at:

katherine.stephenson@school360.co.uk

If you do not get a response within 24 hours, then redirect your message to the admin e-mail above.